


1.0 Reference and Address			
Report Number	221101241SHA-1	Original Issued: 15-Nov-2022	Revised: None
Standard(s)	ENERGY STAR® Program Requirements for Displays Version 8.0		
Test Methods	All Product Types and Screen Sizes	ENERGY STAR Test Method for Determining Display Energy – Rev. Nov-2021	
	Enhanced Performance Displays	International Committee for Display Metrology (ICDM) Information Display Measurements Standard – Version 1.03	
	Displays Claiming Full Network Connectivity	CTA-2037-A, Determination of Television Set Power Consumption	
	Displays Claiming High Dynamic Range (HDR)	VESA High-performance Monitor and Display Compliance Test Specification (DisplayHDR CTS) Version 1.0	
Test Materials	“IEC 62087:2011 Dynamic Broadcast-Content Signal” shall be used for testing, as specified in IEC 62087:2011, Section 11.6, “On (average) mode testing using dynamic broadcast-contentvideo signal.”		
	“VESA FPDm2” shall be used only for products that cannot display the IEC 62087:2011 Dynamic Broadcast-Content Signal.		
Reference Standard	IEC 62301:2011, “Household electrical appliances - Measurement of standby power”		
Applicant	Top Victory Electronics (Taiwan) Co.,Ltd.	Manufacturer 1	TPV Electronics(Fujian) Co., Ltd
Address	10F.,No.230,Liancheng Rd. Zhonghe City. Taipei Country 23553	Address	Rongqiao Economic and Technological Development Zone, Fuqing City, Fujian Province
Country	Taiwan	Country	P.R.China
Contact	David.Cheng	Contact	Winter.Feng
Phone	+886-2-82261668-2375	Phone	+86-591-85285555
FAX	+886-2-82261668-2375	FAX	+86-591-85285447
Email	David.cheng@tpv-tech.com	Email	winter.feng@tpv-tech.com
Manufacturer 2	TPV Display Technology (Beihai) Co.,Ltd	Manufacturer 3	TPV Display Technology (China) Co., Ltd.
Address	China Electronic Beihai Industry Park,Northeast of the Crossing between Taiwan Road and Jilin Road Beihai City,Guangxi	Address	No.106 Jinghai 3 Rd., BDA, Beijing City
Country	China	Country	China
Contact	Jiaping Chen	Contact	Nancy.Shang
Phone	86-799-3132666-8255	Phone	86(10)64326699-8312
FAX	86-779-2232270	FAX	NA
Email	jiaping.Chen@tpv-tech.com	Email	lijia.shang@tpv-tech.com

1.0 Reference and Address			
Manufacturer 4	L&T Display Technology (Fujian) Ltd.	Manufacturer 5	TPV Display Technology(Wuhan)Co.,Ltd
Address	Optoelectronic Park, Rongqiao Economic and Technological Development Zone,Fuqing City,Fujian	Address	Unique No.11 Zhuankou Development District of Economic Technological Development Zone Wuhan
Country	China	Country	China
Contact	Shan Xu	Contact	Zhe.Zhou
Phone	86(591)8651-5556	Phone	86(27)-6884 3822
FAX	86(591)8651-5556	FAX	86(27)-6884 3822
Email	shan.xu@Intdisplayfj.com	Email	zhe.zhou@tpv-tech.com

2.0 Product Description					
Product	Display (LCD Monitor)				
Brand Name	AOC				
Description	The product covered by this report is a Display (LCD Monitor)				
Models	CU34P3CV(CU34P3C)				
Model Similarity	NA				
Ratings	100-240Vac, 50/60Hz, 2A				
Other Ratings	NA				
Date Available	11/15/2022	Market Availability	Yes	OEM	TPV Electronics(Fujian) Co. Ltd
Major Markets	Canada,Japan,Taiwan,United States				
Trans Type	Initial Certification: Model Meets ENERGY STAR Requirements				
Notes					
UPC	4038986110730				
Reason no UPC					
Other reason no UPC					
Additional Model Details (Optional)	Model Name and Number	Identifying Information			
Original Certificate Actual Issued Date for Model Tested (Only Applies to Revised Reports)					NA

### 3.0 Product Photographs

**Photo 1** - External View (front)




**Photo 2** - External View (back)




### 3.0 Product Photographs

**Photo 3** - Main Board (TPV/ 715GD382)



2

**Photo 4** - Power Board (TPV/ 715GC778)



3

#### 4.0 Critical Components

Photo #	Item no. <sup>1</sup>	Name	Manufacturer/ trademark <sup>2</sup>	Type / model <sup>2</sup>	Technical data and securement means	Mark(s) of conformity <sup>3</sup>
1	1	LCD Panel	TPV	TPM340Y1	34 inch, TFT type, with LED backlight	NR
3	2	Main Board	TPV	715GD382	I/P: 19.5Vdc, 8A	NR
4	3	Power Board	TPV	715GC778	I/P: 100-240Vac, 50/60Hz, 2A; O/P: max.19.5Vdc, 8A	NR

#### NOTES:

- 1) Not all item numbers are indicated (called out) in the photos, as their location is obvious.
- 2) "Various" means any type, from any manufacturer that complies with the "Technical data and securement means" and meets the "Mark(s) of conformity" can be used.
- 3) Indicates specific marks to be verified, which assures the agreed level of surveillance for the component. "NR" - indicates: a) Unlisted and only visual examination is necessary or b) marks are not required to be verified.

#### **5.0 Critical Unlisted CEC Components**

Periodic Evaluation of Critical Unlisted Components by the Intertek Component Evaluation Centers (CEC) is not required under the INTERTEK ENERGY STAR Program.



## 6.0 Critical Features

Critical Features/Components - An essential part, material, subassembly, system, software, or accessory of a product that has a direct bearing on the product's conformance to applicable requirements of the ENERGY STAR® Program Requirements.

Listed Component - A component part, which has been previously Listed or Certified by an accredited Certification Organization with no restrictions and is used in the intended application within its ratings.

Recognized Component - A component part, which has been previously evaluated by an accredited certification body with restrictions and must be evaluated as part of the basic product considering the restrictions as specified by the Conditions of Acceptability.

Unlisted Component - A part that has not been previously evaluated to the appropriate designated component standard. It may also be a Listed or Recognized component that is being used outside of its evaluated Listing or component recognition.

Construction Details - For specific construction details, reference should be made to the photographs and descriptions. All dimensions are approximate unless specified as exact or within a tolerance. In addition to the specific construction details described in this Report, the following general requirements also apply.

1. Product Safety Compliance - NA
2. EMI Compliance - NA
3. Schematics - NA
4. Installation, Operating and Safety Instructions - Instructions for installation and use of this product are provided by the manufacturer. Refer to Illustration No(s). 1 - 2 for details.
5. Package Markings - NA
6. Warranty Information - NA
7. Marking Label - Refer to Illustration No.3 for details.



## 7.0 Illustrations

### Illustration 1 - Installation, Operating and Safety Instructions

# Safety

## National Conventions

The following subsections describe notational conventions used in this document.

### Notes, Cautions, and Warnings

Throughout this guide, blocks of text may be accompanied by an icon and printed in bold type or in italic type. These blocks are notes, cautions, and warnings, and they are used as follows:



**NOTE:** A NOTE indicates important information that helps you make better use of your computer system.



**CAUTION:** A CAUTION indicates either potential damage to hardware or loss of data and tells you how to avoid the problem.



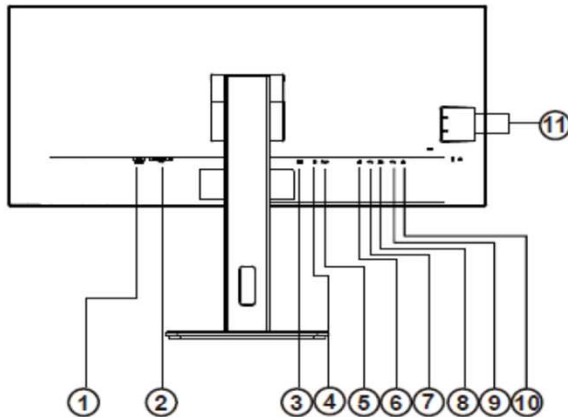
**WARNING:** A WARNING indicates the potential for bodily harm and tells you how to avoid the problem. Some warnings may appear in alternate formats and may be unaccompanied by an icon. In such cases, the specific presentation of the warning is mandated by regulatory authority.

## 7.0 Illustrations

### Illustration 2 - Installation, Operating and Safety Instructions (Continued)

#### Connecting the Monitor

Cable Connections In Back of Monitor:



1. Power switch
2. Power
3. HDMI
4. DP
5. USB C
6. RJ45 Input
7. USB-PC upstream
8. USB3.2 Gen1 downstream + fast chargingx1
9. USB3.2 Gen1x1
10. Earphone
11. USB3.2 Gen1x2

#### Connect to PC

1. Connect the power cord to the back of the display firmly.
  2. Turn off your computer and unplug its power cable.
  3. Connect the display signal cable to the video connector of your computer.
  4. Plug the power cord of your computer and your display into a nearby outlet.
  5. Turn on your computer and display.
- If your monitor displays an image, installation is complete. If it does not display an image, please refer Troubleshooting.
- To protect equipment, always turn off the PC and LCD monitor before connecting.

## 7.0 Illustrations

### Illustration 3 - Marking Label





8.0 Test Summary			
Evaluation Period	11/15/2022 - 11/15/2022		Project No. 221101241SHA
Sample Rec. Date	15-Nov-2022	Condition	Prototype
			Sample ID. 0221115-161-003
Test Location	Intertek Testing Services Shanghai Limited (1105997) Building No.86, 1198 Qinzhou Road (North), Shanghai 200233, China		
Test Procedure	Testing Lab	Test type	Qualification
Determination of the result includes consideration of measurement uncertainty from the test equipment and methods. The product was tested as indicated below with results in conformance to the relevant test criteria.			
The following requirements were evaluated:			
Required Submittal Information			Submittal Data
Model Name and/or Number tested			CU34P3CV(CU34 P3C)
Date tested			11/15/2022
Serial number of Unit tested			1 sample
ENERGY_STAR_Specification_Version*			8.0
Product_Type*			Monitor
Tiled_Display_System			
Maximum_Tiled_Configuration			
Panel_Type*			Other
Other_Panel_Type			TFT LCD
Diagonal_Screen_Size_in*			34
Screen_Area_sq_in*			412.38
Display_Contrast_Ratio*			3000
Native_Vertical_Resolution_lines*			1440
Native_Horizontal_Resolution_lines*			3440
Total_Native_Resolution_megapixels*			5
Native_Pixel_Density_Dp_pixels_sq_in*			12012
As_Test_Screen_Refresh_Rate_Hz*			60
Maximum_Screen_Refresh_Rate_Hz*			100
Enhanced_Performance_Criteria*			No
Color_Gamut			
Reported_Contrast_Ratio_at_85_deg_Left_Horiz_Viewing_Angle			
Reported_Contrast_Ratio_at_85_deg_Right_Horiz_Viewing_Angle			
High_Dynamic_Range_HDR*			N/A
Other_Available_Interfaces			
Other_Features			
Signal_Interface*			DisplayPort 1.2
Other_Interface			
USB_C_with_Power_Delivery_Supported*			Yes
Maximum_Power_Delivery_W			65
Other_Power_Source			
Does_Model_Have_a_Forced_Menu_at_Initial_Start_up*			No
Maximum_Measured_Luminance_cd_m_2*			394.6
Maximum_Reported_Luminance_cd_m_2*			300
As_shipped_Luminance_cd_m_2			224.2
As_tested_Luminance_cd_m_2*			200
On_Mode_Power_at_12_Lux_at_115_Volts_W			
On_Mode_Power_at_300_Lux_at_115_Volts_W			
Measured_On_Mode_Power_at_115_Volts_W			28.11
Reported_On_Mode_Power_at_115_Volts_W			28.11
Maximum_On_Mode_Power_Limit_for_Signage_Certification_W			
Measured_Sleep_Mode_Power_at_115_Volts_W			0.17
Reported_Sleep_Mode_Power_at_115_Volts_W			0.17
Measured_Disconnected_Sleep_Mode_Power_at_115_Volts_W			0.17
Maximum_Sleep_Mode_Power_Limit_for_Signage_Certification_W			
Number_of_Sleep_Modes_in_Addition_to_Default_Sleep_Mode*			0

<b>8.0 Test Summary</b>	
Other Mechanism for Automatically Entering Sleep or Off Mode	
Default Delay Time to Sleep min	
Measured Off Mode Power at 115 Volts W	0.15
Reported Off Mode Power at 115 Volts W	0.15
Measured Total Energy Consumption at 115 Volts kWh	87.14
Reported Total Energy Consumption at 115 Volts kWh	87.14
Max Total Energy Consumption Limit for Monitor kWh	99.57
On Mode Power at 12 Lux at 230 Volts W	
On Mode Power at 300 Lux at 230 Volts W	
Measured On Mode Power at 230 Volts W	27.8
Measured Sleep Mode Power at 230 Volts W	0.21
Measured Disconnected Sleep Mode Power at 230 Volts W	0.21
Measured Off Mode Power at 230 Volts W	0.18
Measured Total Energy Consumption at 230 Volts kWh	86.42
True Power Factor PF During On Mode Testing at 115 Volts W	0.92
True Power Factor PF During On Mode Testing at 230 Volts W	0.94
Color Spaces Supported*	sRGB
Available Signal or Data Interfaces*	Display,HDMI,RJ45,USB
Model Features*	Built-In Speakers,Curved Screen,Full Network Connectivity,USB-C
Features Enabled in Default On Mode*	None
Features Enabled in Default Sleep Mode*	None
Wireless Technologies Supported*	None
Ethernet Supported*	Gigabit Ethernet (1000 Mbit/s)
Power Source*	Ac to dc internal power supply
Mechanism for Automatically Entering Sleep or Off Mode*	Display Power Management Signaling
On Mode Power at 12 Lux at 100 Volts 50Hz W	
On Mode Power at 300 Lux at 100 Volts 50Hz W	
Measured On Mode Power at 100 Volts 50Hz W	28.07
Measured Sleep Mode Power at 100 Volts 50Hz W	0.17
Measured Disconnected Sleep Mode Power at 100 Volts 50Hz W	0.17
Measured Off Mode Power at 100 Volts 50Hz W	0.15
Measured Total Energy Consumption at 100 Volts 50Hz kWh	87.04
On Mode Power at 12 Lux at 100 Volts 60Hz W	
On Mode Power at 300 Lux at 100 Volts 60Hz W	
Measured On Mode Power at 100 Volts 60Hz W	28.08
Measured Sleep Mode Power at 100 Volts 60Hz W	0.17
Measured Disconnected Sleep Mode Power at 100 Volts 60Hz W	0.17
Measured Off Mode Power at 100 Volts 60Hz W	0.15
Measured Total Energy Consumption at 100 Volts 60Hz kWh	87.07

## 8.0 Test Summary

### 8.1 Signatures

A representative sample of the product covered by this report has been evaluated and found to comply with the applicable requirements of the standards indicated in Section 1.0.

Completed by:	Sam Li	Reviewed by:	Carl Dong
Title:	Engineer	Title:	Engineer
Signature:		Signature:	

### 9.0 Correlation Page For Multiple Listings

The following products, which are identical to those identified in this report except for model number and Company name.

BASIC LISTEE	Top Victory Electronics (Taiwan) Co., Ltd.		
Address	10F.,No.230,Liancheng Rd. Zhonghe City. Taipei Country 23553		
Country	Taiwan	EPA ID	1065104
Product	Display (LCD Monitor)		
Contact	David.Cheng		
Phone	+886-2-82261668-2375		
FAX	+886-2-82261668-2375		
Email	David.cheng@tpv-tech.com		

MULTIPLE LISTEE 1	None		
Address			
Country		EPA ID	
Contact			
Phone			
FAX			
Email			
Brand Name			
Date Available		Market Availability	OEM
Major Markets			
Trans Type			
Notes			
UPC			
Reason no UPC			
Other reason no UPC			

ASSOCIATED MANUFACTURER			
Address			
Country			

MULTIPLE LISTEE 1 MODELS		BASIC LISTEE MODELS	
Additional Model Details (Optional)	Model Name and Number	Identifying Information	



## 9.0 Correlation Page For Multiple Listings

MULTIPLE LISTEE 2	None		
Address			
Country		EPA ID	
Contact			
Phone			
FAX			
Email			
Brand Name			
Date Available		Market Availability	OEM
Major Markets			
Trans Type			
Notes			
UPC			
Reason no UPC			
Other reason no UPC			
ASSOCIATED MANUFACTURER			
Address			
Country			
MULTIPLE LISTEE 2 MODELS		BASIC LISTEE MODELS	
Additional Model Details (Optional)	Model Name and Number	Identifying Information	

## 10.0 General Information

The Applicant has agreed to produce products in accordance with the requirements of this report and to maintain compliance with all ENERGY STAR Product Specification requirements.

### Changes to Product Design / Alternate Components

As part of this agreement, the Applicant also has agreed to notify Intertek and to request authorization prior to making any changes to the product (including but not limited to using alternate parts, components or materials) which may effect compliance with the ENERGY STAR Product Specification. Those parts, components or materials identified as critical have been listed in Section 4.0 of this report.

### Product Surveillance

Under this Program, market surveillance is conducted on an annual basis. For each Product Type defined in the EPA ENERGY STAR Program, Intertek will select 10% of those certified products for Verification Testing in accordance with the requirements of the EPA ENERGY STAR Product Specification.

The primary source for products under Verification Testing will be the retail market. Applicants whose products are selected for Verification Testing are required to provide a list of locations where the product might be obtained. The Applicant is responsible for the cost of procurement and the Verification Tests. Should products not be readily available on the retail market, the Applicant is required to provide access to distribution warehouses to allow selection of those products. Should the product not be available on the retail market or if procurement from the retail market is not feasible, then alternate arrangements for Verification Testing will be made by the Intertek Certification Body.

As a general rule under the Verification Testing requirements, the products must achieve energy values within 5% of the required Tier Limit.

### Compliance with ENERGY STAR Product Specifications under Verification Testing

Products found non-compliant with ENERGY STAR Product Specification under Verification Testing, will be reported to the EPA within 48 hours and the product removed from the ENERGY STAR Program. If it is determined during Verification Testing that changes have been made to product design or critical components, the Certification Body may increase Verification Testing frequency of those products.

## 10.1 Evaluation of Unlisted Components

Because Unlisted Components are uncontrolled, and they do not fall under a third party follow up program, Intertek may require these components to be tested and/or evaluated at least once annually, more often for certain components, as part of the independent certification process. The Unlisted Components in Section 5.0 require testing and/or evaluation as indicated.

**Note to Intertek Follow Up Inspector: The Component Evaluation Center, CEC, will notify you in writing when these components must be selected and sent to the CEC for re-evaluation**

Ship the samples to:  
Intertek Testing Services Shanghai Limited  
ETL Component Evaluation Center  
Building No. 86, 1198 Qinzhou Road (North)  
Shanghai 200233, China  
Attn: Ms. Angela Han

Sample Disposition: Due to the destructive nature of the testing, all samples will be discarded at the conclusion of testing unless, the manufacturer specifically requests the return of the samples. The request for return must accompany the initial component shipment.

#### **11.0 Manufacturing and Production Tests**

Manufacturing and Production tests are not required under the INTERTEK ENERGY STAR Program. However, Intertek encourages the use of such ongoing product testing to ensure compliance with the EPA ENERGY STAR Product Specifications.

The following changes are in compliance with the declaration of Section 8.1:

RT-C-PD0002 (1-Aug-2022) Mandatory